

# Universal In-Line Fuseholder

## For 1/4" x 7/8", 1" and 1-1/4" Fuses

### 32 Volts, 30 Amps

**HHB**



CATALOG SYMBOL: HHB FUSEHOLDER

30 AMPERES

32 VOLTS AC

For use with 1/4" x 7/8", 1" and 1-1/4" Fuses  
(6.35mm x 22.2, 25.4mm and 31.8mm)

**Materials:** Nylon body  
Albaloy plated copper contacts

**Pull Force:** 5 lbs. minimum to separate fuseholder housing with fuse installed.

**U.L. Flammability:** 94 V2

#### Catalog Numbers

##### Holder (Without Leads)

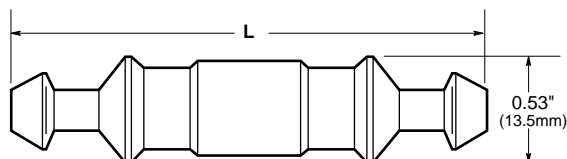
Description	Catalog Number
Standard Pack (10-in)	HHB
Bulk Pack (100-in)	BK/HHB

##### Holder With Pre-attached Lead Wires

(#14 Insulated)

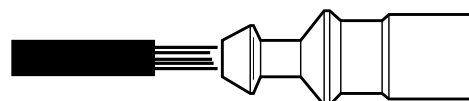
Wire Color	19" Length	8" Length
Yellow	BK/HHB-Y419	BK/HHB-Y408
Red	BK/HHB-R419	BK/HHB-R408
Black	BK/HHB-B419	BK/HHB-B408

#### Dimensional Data

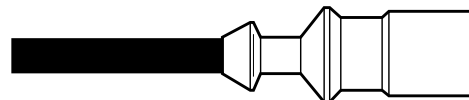


Fuse Length	"L" with fuse installed
7/8"	2.100 Max.
1"	2.250 Max.
1-1/4"	2.420 Max.


#### Installation



Step 1.



Step 2.



Step 3.

1. Strip insulation from wire (approximately 3/8-inch).
2. Insert wire in holder.
3. Crimp terminal through body.\*
4. Repeat steps 1-3 for other half of holder.
5. Insert fuse.
6. Snap housing together.

\*Recommended Crimping Tools:

Thomas & Betts No. WT-1300; Radio Shack No. 64-409; General Electric—U.S. & Metric Electrical Terminal Tool.

- Rated 30 amps, 32 volts AC.
- An economical and versatile nylon fuseholder for normal environments.
- Accepts #12 to #18 wire leads (not provided with basic fuseholder).
- 1/4" diameter fuse sizes:
  - 1/4" x 7/8" (AGW);
  - 1/4" x 1" (AGX);
  - 1/4 x 1-1/4" (AGC, MDL, etc.):
- Simple crimp assembly.
- "Snap-Lock" feature provides strong positive union of fuseholder housing.
- High visibility yellow color for easy identification in dark or hard-to-access locations.
- Important information molded-in.

This bulletin is intended to clearly present comprehensive product data and provide technical information that will help the end user with design applications. Bussmann reserves the right, without notice, to change design or construction of any products and to discontinue or limit distribution of any products. Bussmann also reserves the right to change or update, without notice, any technical information contained in this bulletin. Once a product has been selected, it should be tested by the user in all possible applications.