

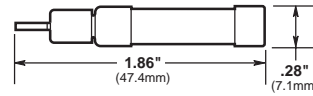
Telpower® Indicating Fuse and Holder

300 Volts DC – 1/10-10A

70 Series



Dimensional Data



CATALOG SYMBOLS: FUSE – 70 SERIES;
 FUSEHOLDER – 15087 (see page 2)
 300 VOLTS DC; 125 VOLTS AC
 U.L. RECOGNIZED (GUIDE #JDYX2, FILE #E19180)

- Visual indicating fuse.
- Fiber tube design, color code for ampere rating.

Catalog Numbers

70P-1/10A	70H-3/4A	70L-6A
70R-15/100A	70I-1A	70M-8A
70E-18/100A	70A-1-1/3A	70N-10A
70X-2/10A	70B-2A	GKB-10A
70F-1/4A	70C-3A	72A-DUMMY
70K-1/4A	70J-3-1/2A	72B-DUMMY
70G-1/2A	70D-5A	-

Test Specification

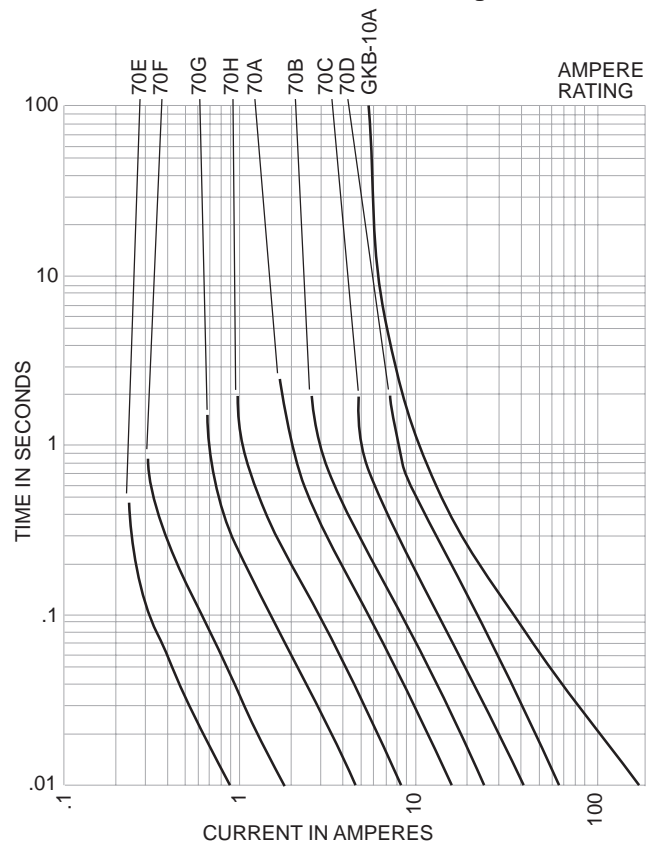
Catalog Number	Percent Overload	Opening Time
70A, 70B, 70C, 70D		
70E, 70F, 70G, 70H	150%	0-90 sec.
70K	160%	0-300 sec.
70P	200%	0-300 sec.
70R	267%	0-300 sec.

70 SERIES TELPOWER (300 Volts DC, 125 Volts AC)

Catalog Number	Ampere Rating	Voltage Rating AC	Voltage Rating DC	Color Code	AT&T Comcode Ref. No.	Code/ List No.
70P-1/10A*	1/10	125V	300V	Gray/Wh	100203413	KS23751-L10
70R-15/100A*	15/100	125V	300V	Red/Wh	101384550	KS23751-L11
70E-18/100A*	18/100	125V	300V	Yellow	100203363	KS23751-L5
70X-2/10A	2/10	125V	300V	Black	-	-
70F-1/4A*	1/4	125V	300V	Violet	100203371	KS23751-L6
70K-1/4A*	1/4	125V	300V	Violet/Wh	100203405	KS23751-L9
70G-1/2A*	1/2	125V	300V	Red	100203389	KS23751-L7
70H-3/4A*	3/4	125V	300V	Brown	100203397	KS23751-L8
70I-1A	1	125V	300V	Pink	-	-
70A-1-1/3A*	1-1/3	125V	300V	White	100203322	KS23751-L1
70B-2A*	2	125V	300V	Orange	100203330	KS23751-L2
70C-3A*	3	125V	300V	Blue	100203348	KS23751-L3
70J-3-1/2A	3-1/2	125V	300V	Black/Wh	-	-
70D-5A*	5	125V	300V	Grn/Blk	100203355	KS23751-L4
70L-6A	6	125V	300V	Grn/Wh	-	-
70M-8A	8	125V	300V	Brown/Wh	-	-
70N-10A	10	125V	300V	Violet/Yel	-	-
GKB-10A	10	125V	300V	Violet/Yel	-	-
72A Plastic Case	Dummy	-	-	-	100203421	-
72B Blister Pack	Dummy	-	-	-	103757977	-

* Product designed to comply with Bellcore Technical Reference TR-TSY-000799 Issue 1, December 1988.

Time-Current Characteristic Curves—Average Melt

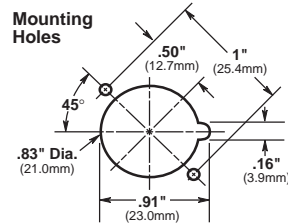
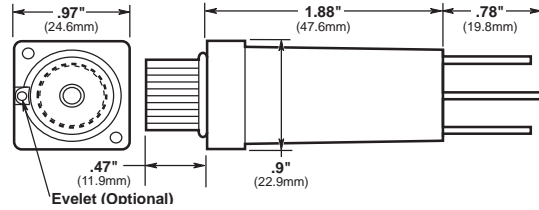


Telpower®
70 Type Indicating Fuse and Holder
300 Volts DC

70 Series



Dimensional Data



CATALOG SYMBOL: 15087 FUSEHOLDER
 300 VOLT DC, 12 AMP
 U.L. RECOGNIZED (GUIDE #IZLT2, FILE #E14853)

Materials:

- Body:** Thermosplastic, U.L. 94VO flammability rating
- Terminals:** Copper alloy, tin plating
- Screws:** 3-24 x 3/8" steel, zinc plated

NOTE: Optional color coded eyelet for 15087 holder is available.

- Panel mount fuseholder for 70 Type fuses supplied with two screws.
- Remote alarm capability.

Optional Color Code Eyelets (order separately)

Catalog Symbol	Amp Rating Ref.	Color Code	Catalog Symbol	Amp Rating Ref.	Color Code
1A1706-01	18/100	Yellow	1A1706-10	3	Blue
1A1706-02	2/10	Black	1A1706-11	5	Green/Black
1A1706-03	1/4	Violet	1A1706-12	6	Green/White
1A1706-04	1/4	Violet/White	1A1706-13	8	Brown/White
1A1706-05	1/2	Red	1A1706-14	10	Violet/Yellow
1A1706-06	3/4	Brown	1A1706-15	1/10	Gray/White
1A1706-07	1	Pink	1A1706-16	3-1/2	Black/White
1A1706-08	1-1/3	White	1A1706-17	15/100	Red/White
1A1706-09	2	Orange	-	-	-

This bulletin is intended to clearly present comprehensive product data and provide technical information that will help the end user with design applications. Bussmann reserves the right, without notice, to change design or construction of any products and to discontinue or limit distribution of any products. Bussmann also reserves the right to change or update, without notice, any technical information contained in this bulletin. Once a product has been selected, it should be tested by the user in all possible applications.